

Lenco®

QUICK-GUIDE DVP-806, 706





Preparation:

Connect the device.

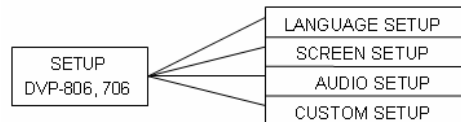
When using the unit with its internal battery you should first charge it. Turn the unit's **power to off when charging**. The orange LED will light up when the battery is fully charged.



Playing a Disc :

- switch the power on
- open the top cover
- press open button to open the disc cover
- load a disc with the label side up and close the disc cover
- press  /  (on the remote) or  /  (on the player) to start play.

Menu Layout:



For a more detailed description of how to customize the DVD settings to your personal taste, or how to connect an external device, please refer to the operation manual.