

Lenco

BTA-101

Bluetooth® adaptor

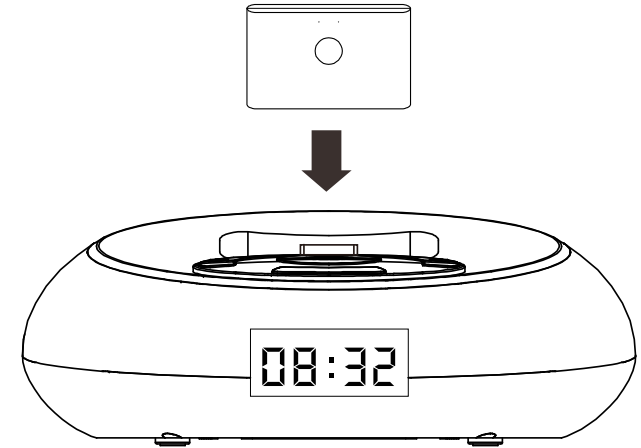


Quick guide


www.lenco.com

- **Connect the Bluetooth® receiver**
- Schließen Sie den Bluetooth® Empfänger an
- Sluit de Bluetooth® ontvanger aan
- Connecter le récepteur Bluetooth®
- Conecte el receptor Bluetooth®
- Collegare il ricevitore Bluetooth®
- Podłącz odbiornik Bluetooth®
- Csatlakoztassa a Bluetooth® fogadóeszközt
- Připojte Bluetooth® přijímač
- Yhdistä Bluetooth® vastaanotin
- Anslut Bluetooth® mottagaren

وصل مستقبل البلوتوث



- **Turn on the docking station**
- Schalten Sie die Docking-Station ein
- Zet het docking station aan
- Allumer la station d'accueil
- Encienda el puerto de conexión
- Attivare la Docking Station
- Włącz stację dokującą
- Kapcsolja be a dokkolót
- Zapněte dokovací stanici
- Kytke telakointiasema päälle
- Slå på dockningsstationen



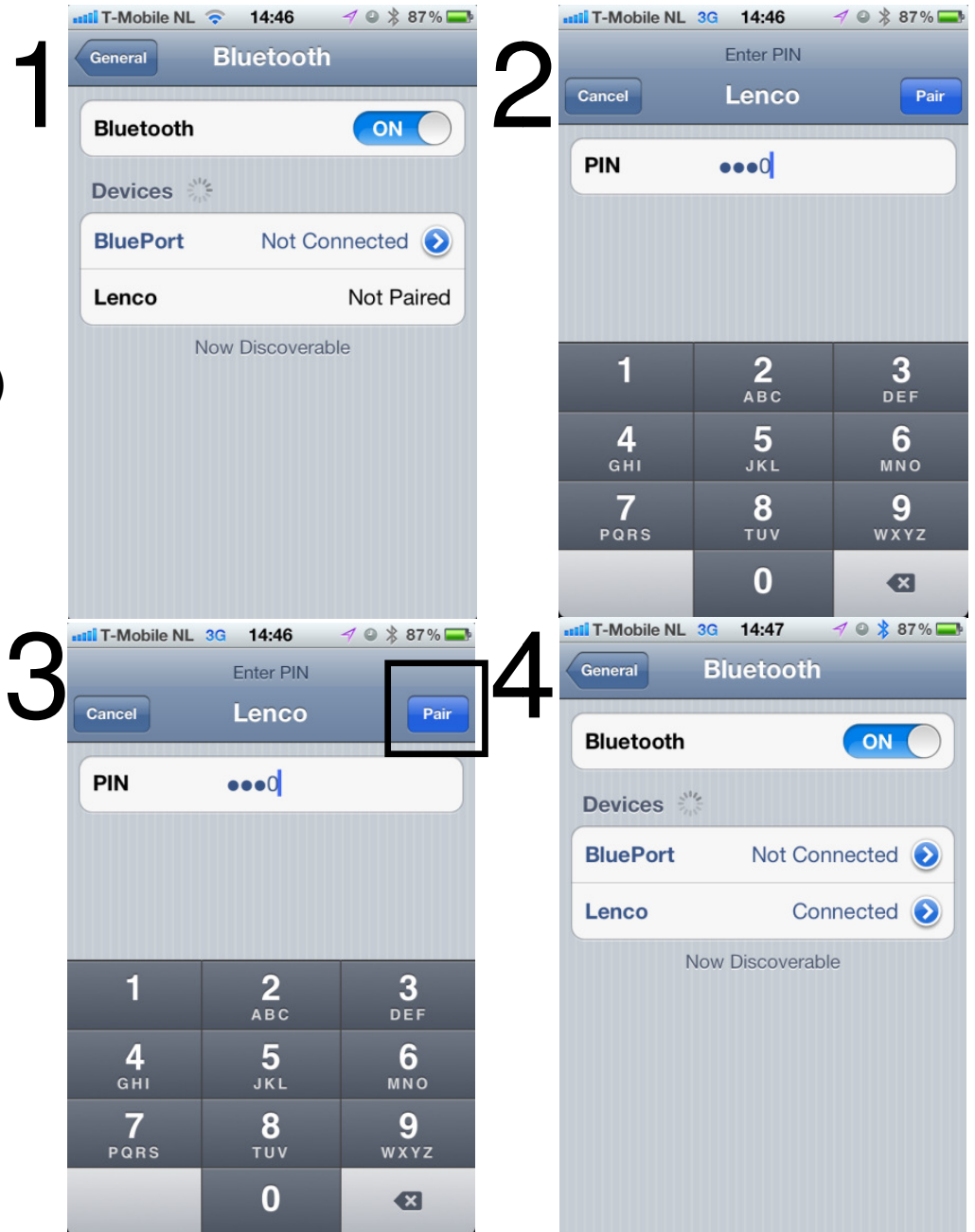
شغل منصة الارساء

- **If the adaptor does not respond, change the source of the docking station and change it back to iPod***
- Wenn der Adapter nicht mehr reagiert, wechseln Sie bitte die Quelle Ihres Gerätes und wechseln Sie wieder zurück auf iPod*
- Als de adapter niet reageert, moet u de bron van het docking station veranderen en weer terug zetten naar iPod/
- Au cas ou le BTA-101 ne diffuse aucun son, veuillez changer la source audio du docking, patienter 3 à 4 secondes et ensuite resélectionner la source Ipod*
- Si el adaptador no responde, retire la fuente de la estación de acoplamiento y ajustar de nuevo al iPod*

* Lenco can not guarantee compatibility of this device when the adapter on a non Lenco device used.

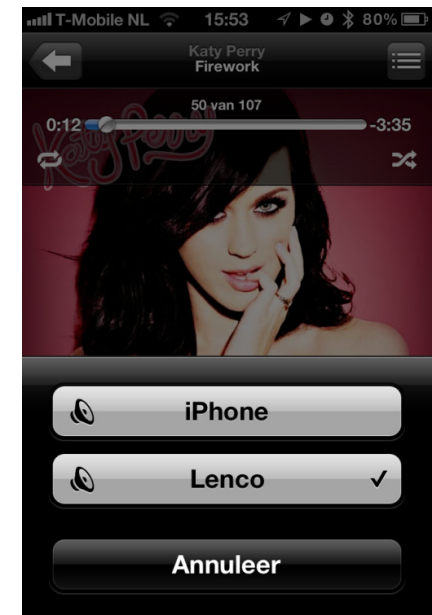
- **Pair the devices (pin: 0000)**
- Die Geräte koppeln (pin: 0000)
- Koppel de apparaten (pin: 0000)
- Lier les appareils (pin: 0000)
- Emparejar los dispositivos (pin: 0000)
- Associare i dispositivi (pin: 0000)
- Sparować urządzenia (pin: 0000)
- Az eszközök párosítása (pin: 0000)
- Spárovať (pin: 0000)
- Yhdistä laitteet (pin: 0000)
- Koppla ihop enheterna (pin: 0000)

0000 هو دبوس) الأجهزة إقران



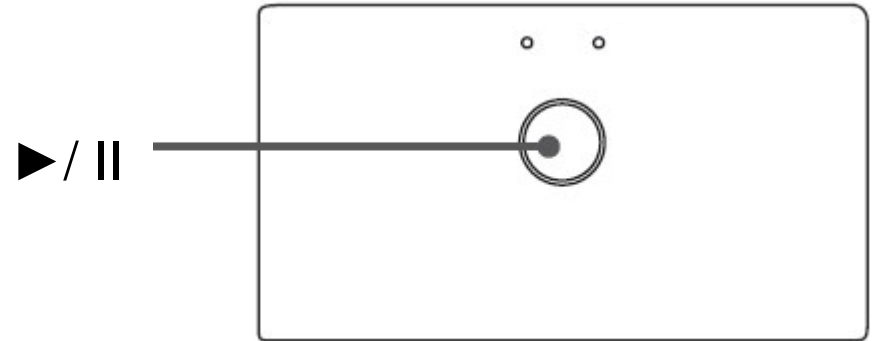
- **Export your music to the Lenco device**
- Exportieren Sie die Musik auf das Lenco Gerät
- Exporteer de muziek naar het Lenco toestel
- Exporter la musique à l'appareil Lenco
- Exportación de la música en el dispositivo de Lenco
- Esportare la musica al dispositivo Lenco
- Eksport muzyki do urządzenia Lenco
- Exportálás a zenét a Lenco eszköz
- Export hudby do přístroje Lenco
- Vie musiikkia Lenco laitteeseen
- Exportera musik till Lenco enheten

Lenco جهاز إلى الموسيقى تصدير



- **Play / Pause button**
- Wiedergabe / Pause
- Play / Pauze knop
- Touche Lecture/Pause
- Botón Reproducción / Pausa
- Tasto Avvio / Pausa
- Przycisk Odtwarzanie / Pauza
- lejátszás/szünet gomb
- Play / Pause
- Toisto / Keskeytys -painike
- Play / Paus knapp

زر تشغيل / ايقاف



IMPORTANT SAFETY INSTRUCTIONS - READ CAREFULLY BEFORE USE.

CAUTION: TO PREVENT ELECTRICAL SHOCK, DO NOT REMOVE ANY COVER. THERE ARE NO USER SERVICEABLE PARTS INSIDE. REQUEST A QUALIFIED SERVICE PERSON TO PERFORM SERVICING.

Keep these instructions in mind:

- Clean only with a slightly damp cloth.
- Do not cover or block any ventilation openings. When placing on a shelf leave 5 cm (2") free space around the whole unit.
- Keep the unit away from heat sources such as radiators, heaters, stoves, candles and other heat-generating products.

WARNING! NEVER INSERT AN OBJECT INTO THE PRODUCT THROUGH VENTS OR OPENINGS. HIGH VOLTAGE FLOWS IN THE PRODUCT AND INSERTING AN OBJECT CAN CAUSE ELECTRIC SHOCK AND/OR SHORT INTERNAL PARTS. FOR THE SAME REASON, DO NOT SPILL WATER OR LIQUID ON THE PRODUCT.

- Do not use this unit near water.
- Do NOT use in wet or moist areas such as bathrooms, steamy kitchens or near swimming pools.
- Do not use this unit when moisture condensation may occur.
- Although this unit has been carefully manufactured and rigorously checked before leaving the factory, as with all electrical appliances, it is possible for problems to develop. If you notice smoke, an excessive build up of heat or any other unexpected phenomena, you should disconnect the plug from the mains power socket immediately.
- Ensure that the unit is sufficiently ventilated!



« A Pleine puissance, l'écoute prolongée du baladeur peut endommager l'oreille de l'utilisateur »

Declaration of Conformity

CE Hereby, STL Group BV, Ankerkade 20 NL 5928 PL Venlo, declares that this product is in compliance

with the essential requirements and other relevant provisions of Directive 1999/5/EC. The declaration of conformity may be consulted at <http://www.lenco.eu/supportfiles/CE/cqiryjhxuwnwowhaa.pdf>

This product operates at 2400 - 2483.5 MHz and is designated only to be used inside a normal household environment. This product is suited for this purpose within all EU countries.



This symbol indicates that the relevant electrical product or battery should not be disposed of as general household waste in Europe. To ensure the correct waste treatment of the product and battery, please dispose them in accordance to any applicable local laws of requirement for disposal of electrical equipment or batteries. In so doing, you will help to conserve natural resources and improve standards of environmental protection in treatment and disposal of electrical waste (Waste Electrical and Electronic Equipment Directive).

For information and support; www.lenco.eu

Lenco helpdesk:

Germany	0900-1520530 (Local charges)
The Netherlands	0900-23553626 (Local charges + 1ct P/min)
Belgium	02-6200115 (Local charges)
France	0170480005 (Local charges)

The helpdesk is accessible from Monday till Friday from 9 AM till 6 PM.

In case your device needs repair our helpdesk will redirect you to your local dealer.

Lenco offers service and warranty in accordance to European law, which means that in case of repair (both during and after the warranty period), you should contact your local dealer. **Please note:** It is not possible to send repairs to Lenco directly.

Important note: If the unit is opened by a non-official service center the warranty expires.

Compatibility: Supports all devices enabled with A2DP V1.2 & AVRCP V1.4
Up to 10m transmission range